


CEDARAPIDS®

A TEREX BRAND

Portable
Impactor Plant

CRH1316



A world working better™

 **TEREX**.MPS

Cedarapids® Portable Plants

CRH1316 Impactor Plant

The CRH1316 HSI plant is tough to match in productivity. This portable plant features the Cedarapids IP1316 impact crusher, with its massive rotor, quick change impact bars, and heavy monoblock primary curtain, all designed for years of tough primary crushing. This plant has the capacity you need to lead off most any large portable operation.

Standard Features

- IP1316 horizontal shaft impact crusher
 - Single 400 hp (300 kW) crusher motor
 - Belt drive maintenance access panels
 - Hydraulically opened frame
 - High strength high inertia rotor with patented center pull wedge system
 - Hydraulic assist apron adjustment
 - Large unobstructed crusher feed and discharge
- Gas hydraulic power unit for crusher open and curtain adjust
- Removable feed hopper module with 3/4" (19mm) AR400 sides
 - 11 yd³ hopper capacity
- 52" x 20' (1321 x 6096 mm), 40 hp (30 kW) vibrating grizzly feeder
 - Sloped 5' (1524 mm) long bolt-in adjustable grizzly bars
- Feed chute chain curtain

Standard 52" x 20' VGF with 11 yd³ hopper capacity
Optional hopper extensions available


Optional electrical panel lowers for operation

IP1316 impactor with hydraulic assist apron adjustment

Bypass chute diverts grizzly fines to undercrusher pan feeder or optional reject cross conveyor

One piece tow provides a portable crushing and screening solution

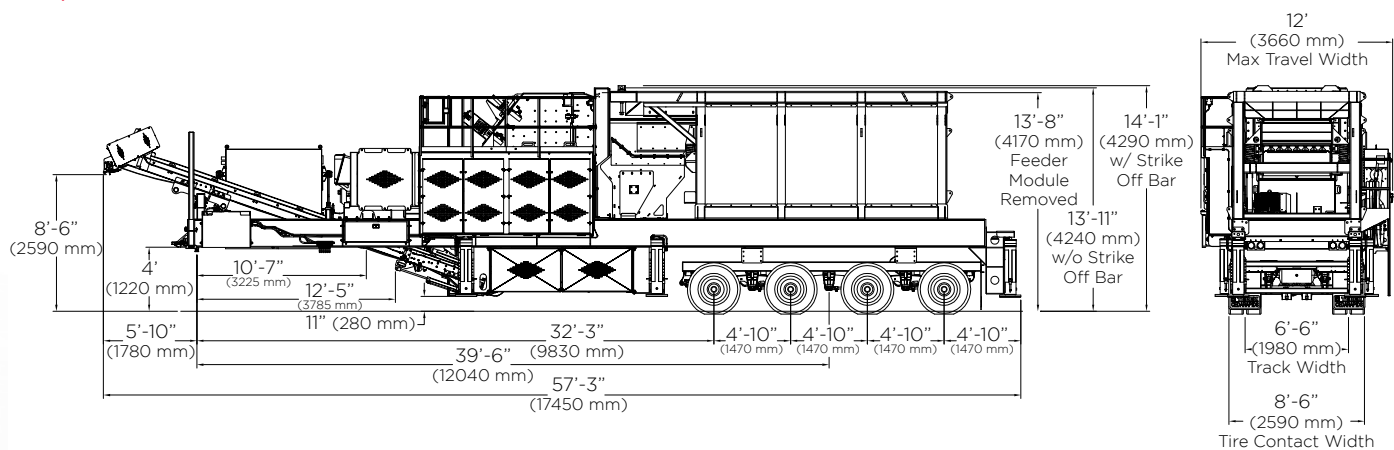
Shown with select options: electrical panel, hydraulic run-on jacks and grizzly reject cross conveyor



- 48" x 96" (1219 x 2438 mm) undercrusher vibrating pan feeder with AR400 liners and two 5 hp (3.7 kW) motors
- 60" (1524 mm); 20 hp (15 kW) "Straight-line" discharge conveyor with hydraulic slide for travel and primary style belt wiper
- 3-ply conveyor belt with vulcanized splice
- Bypass chute diverts grizzly fines to undercrusher pan feeder or optional reject cross conveyor
- Service platforms with guard rails and access ladder
- Easy maintenance features including:
 - Conveniently located grease banks
 - Belt tension access panels and hinged guards
- Lockable 4' (102 mm) long side mounted storage box
- Removable under frame mounted quad axle spring suspension, air brakes, travel lights, and splash guards
- Adjustable kingpin support legs
- Emergency stop buttons on both sides of frame
- Sixteen 295/75 R22.5 tires

Power Requirements	hp	kW
Impactor	400	300
Vibrating grizzly feeder	40	30
Undercrusher vibrating pan feeder	2 x 5	2 x 3.7
Discharge conveyor	20	15
Grizzly reject conveyor (optional)	7.5	6
Self-cleaning magnet (optional)	1.5	1

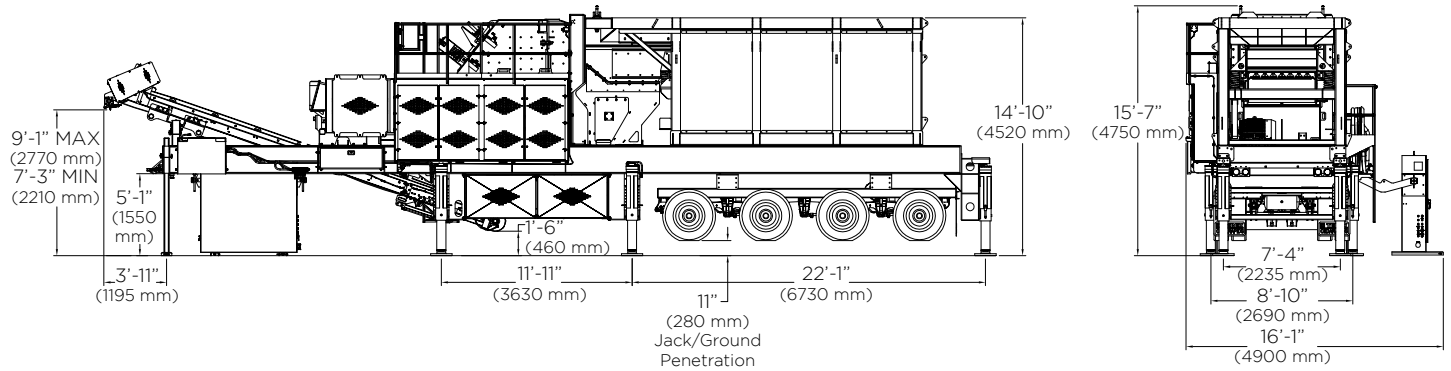
Transport Dimensions



Estimated Weights*	Kingpin	Axle	Total
Plant with std. standard quad axle, feeder module removed	44,281 lb	50,139 lb	94,420 lb
Plant with std. standard quad axle with feeder module	45,739 lb	76,461 lb	122,200 lb
Plant with opt. extended wheelbase, feeder module removed	49,992 lb	47,640 lb	97,632 lb
Plant with opt. extended wheelbase with feeder module	53,571 lb	71,842 lb	125,413 lb

*All weights include select options: electric power panel, run-on jacks, and magnet

Working Dimensions



Shown with select options: electrical panel and hydraulic run-on jacks

Optional Equipment

- Removable electrical switchgear panel with crusher soft start and push-button station
- Electrical panel hydraulic lift system
- Power cables and quick disconnects
- Tethered or wireless remote control for feeder
- 30" (762mm), 7.5 hp (6 kW) grizzly reject cross conveyor
- Recirculating chute
- Dust suppression water spray system
- Hydraulic leveling or run-on jacks (power from crusher gas powered hydraulic unit)
- Hinged hopper extensions with locking supports accessible from the ground, optional hydraulic folding system
 - 11'-6" wide folding hopper spillage extensions: 20.7 yd³ capacity
 - 15'-6" wide folding hopper extensions for end loading: 29.4 yd³ capacity
- Self-cleaning magnet on discharge conveyor
- 3+1 (triple + tag) axles
- Extended wheelbase quad axle
- Oversize 315/80 R22.5 tires

www.terexmps.com

October 2020. Product specifications and prices are subject to change without notice or obligation. The photographs and/or drawings in this document are for illustrative purposes only. Refer to the appropriate Operator's Manual for instructions on the proper use of this equipment.

Failure to follow the appropriate Operator's Manual when using our equipment or failure to act responsibly may result in serious injury or death.

The only warranty applicable to our equipment is the standard written warranty applicable to the particular product and sale, and Terex makes no other warranty, express or implied. Terex, the Terex Crown design, Cedarapids, Canica, Simplicity, Jaques, El-Jay and Rollercone are trademarks of Terex Corporation or its subsidiaries. All rights are reserved. © 2020